USED ON
–

DWG NO. C-101463

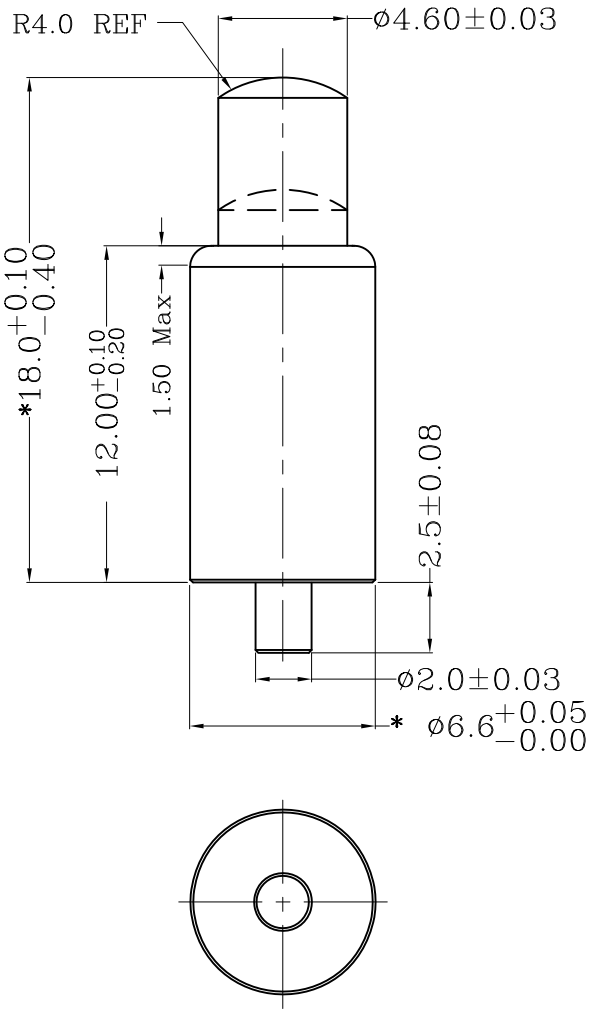

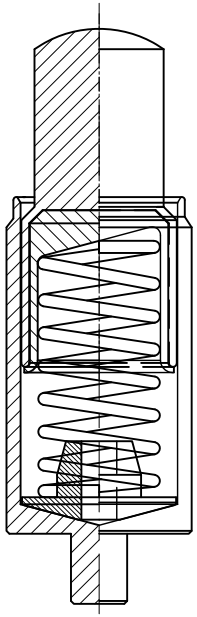

TOP-LINK

Notes:
1 Material:
1)Plunger & Body : Brass C3604
2)Spring : Stainless steel wire
3)Wedge and spring holder: LCP (L304G35)
2 Plating
1)Body Min 0.125um Au over 1.4um Nickel plating
2)Plunger Min 0.4um Au over 1.4um Nickel plating
3 Mechanical
1)Total stroke : $4.0^{+0.5}_{-0.0}$mm
2)Durability: 10,000 cycle min.
4 Electrical
1)Contact resistance: 20 mΩ max
2)Rate voltage & Current: 12V DC 5A

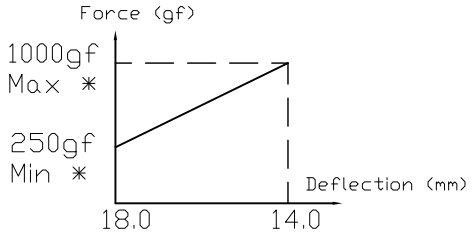

101463-1
PART NUMBER

DIMENSIONS IN MM
TOLERANCES UNLESS
OTHER SPECIFIED
0 = ±-
0.0 = ±0.15
0.00 = ±0.10
0.000 = ±-
ANGLE: ±1°
SURF TEXTURE: 3.2
REMOVE BURRS. BREAK
SHARP EDGES R0.05 MAX
DO NOT SCALE PRINT

MATL 1	HT TR —	FIN —	
DWN Qin	APVD	top-Link Electronics	Top-Link Electronics Ltd.
CHK	REL		
NAME POGO PIN PG-2.0-2.5-6.6-12.0-4.60-18.0			
SCALE 1:1	A4	DWG NO. C-101463	SHEET 1 OF 1 / REV A

LTR	REVISION RECORD	APVD	DATE
	NEW		2010/11/03

LOC –
DIST –

THIS INFORMATION IS CONFIDENTIAL AND IS DISCLOSED TO YOU ON CONDITION THAT NO FURTHER DISCLOSURE IS MADE BY YOU TO OTHER THAN TOP-LINK PERSONNEL WITHOUT WRITTEN AUTHORIZATION FROM TOP-LINK LTD.